





















DRAWING PREPARED BY:

**ELECTRIC LOCK SYMBOLS**

-  EXIT SIGN
-  FIRE PULL STATION
-  SMOKE DETECTOR
-  CAMERA MONITORED 24/7 WITH REMOTE UNLOCK
-  TWO-WAY COMMUNICATION DEVICE MONITORED 24/7 WITH UNLOCK SWITCH AT THE FIRE COMMAND CENTER
-  SIGN #1 - READS: "PUSH TO OPEN DOOR" ADJACENT TO EXIT BUTTON, LETTERS WITH CONTRASTING BACKGROUND.
-  SIGN #2 - READS: "THIS DOOR TO REMAIN UNLOCKED WHEN BUILDING OCCUPIED" ADJACENT TO DOOR, CAPITAL LETTERS 1" HIGH MINIMUM HEIGHT ON CONTRASTING BACKGROUND.
-  SIGN #3 - READS: "PUSH/PULL TO RELEASE DOOR IN AN EMERGENCY" ADJACENT TO FIRE PULL STATION, LETTERS RAISED 1/32" UPPER CASE, 3/8" MINIMUM HEIGHT ON CONTRASTING BACKGROUND WITH GRADE 2 BRAILLE AS PER TEXAS ACCESSIBILITY STANDARDS (TAS) OF THE ARCHITECTURAL BARBERS ACT, ARTICLES 190C, TEXAS CIVIL STATUTES, EFFECTIVE APRIL 1, 1994.
-  SIGN #4 - READS: "PUSH UNTIL ALARM SOUNDS, DOOR CAN BE OPENED IN 15 SECONDS" WITHIN 12 INCHES OF RELEASE DEVICE.

**ELECTRIC LOCK HARDWARE SCHEDULE**

DEVICE	MAKE	MODEL	THEORY OF OPERATION
 CARD READER			HOLD CARD IN FRONT OF READER TO DISENGAGE ELECTRIC LOCK(S)
 KEYPAD			INPUT CODE IN KEYPAD TO DISENGAGE ELECTRIC LOCK
 EXIT BUTTON			PRESS BUTTON TO DISENGAGE ELECTRIC LOCK
 MOTION DETECTOR			DEVICE DISENGAGES ELECTRIC LOCK TO PROVIDE ONE MOTION EXIT
 MAG LOCK	FAISAFE		LOCKS AND UNLOCKS DOOR WITH ENTRY OR EXIT DEVICE
 ELECTRIC STRIKE	FAISAFE		LOCKS DOOR WITH ENTRY DEVICE, TURN HANDLE FOR ONE MOTION EXIT
 ELECTRIC MORTISE	FAISAFE		LOCKS DOOR WITH ENTRY DEVICE, TURN HANDLE FOR ONE MOTION EXIT
 DELAY EGRESS MAG LOCK	FAISAFE		PUSH DOOR FOR 1 SECOND TO INITIATE IRREVERSIBLE RELEASE OF DELAY LOCK IN 15 SECONDS WITH MANUAL RESET.
 ELECTRIC STRIKE	FAISecure		LOCKS DOOR WITH ENTRY DEVICE, TURN HANDLE FOR ONE MOTION EXIT
 ELECTRIC MORTISE	FAISecure		LOCKS DOOR WITH ENTRY DEVICE, TURN HANDLE FOR ONE MOTION EXIT
 EXIT BAR			PRESS BAR TO DISENGAGE ELECTRIC LOCK

**BUILDING INFORMATION**

**NON-RE-ENTRY FLOOR**  
 REENTRY FLOORS ARE: ??  
 ?? STORY BUILDING  
 ??? SPRINKLED FLOOR

**PROJECT NAME**

**Tenant Name**  
**Building Name**  
**Address**  
**Houston, TX 77**

**FLOOR ??**

**DRAWING DESCRIPTION:**

**ELECTRIC LOCK PERMIT DRAWING**

DRAWING NUMBER:

ONE LINE DIAGRAM - FAISAFE ELECTRIC LOCKS

